

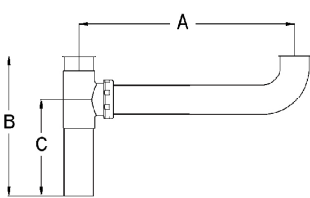
BRASS CONTINUOUS WASTE PRODUCT SPECIFICATIONS

For Commercial & Residential Applications

Job Name:	Contractor:
Job Location:	Approval:



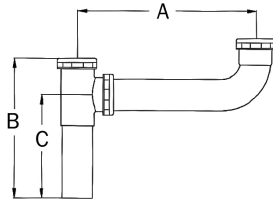
D/C End Outlet Waste



ML10387, ML10388



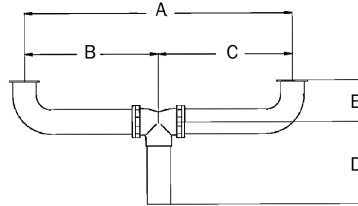
S/J End Outlet Waste



ML10385, ML10383, ML10384
ML10389, ML10390, ML10386



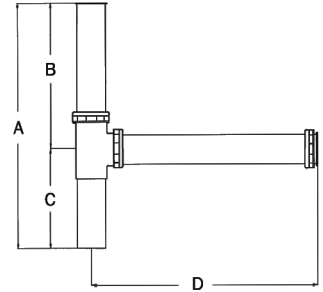
D/C Center Outlet Waste



ML10391



D/C Disposal Waste



ML1096, ML10397

✓ To Submit	Part No.	Description	Dimensions (inches)				
			A	B	C	D	E
	ML10383	1-1/2" X 16" 22GA S/J EO Cont Waste CP	16	7	5.5		
	ML10384	1-1/2" X 16" 20GA S/J EO Cont Waste CP	16	7	5.5		
	ML10385	1-1/2" X 16" 17GA S/J EO Cont Waste CP	16	7	5.5		
	ML10386	1-1/2" X 16" 17GA S/J EO Cont Waste BR/Nut RB	16	7	5.5		
	ML10387	1-1/2" X 16" 22GA D/C EO Cont Waste CP	16	8	5.5		
	ML10388	1-1/2" X 16" 20GA D/C EO Cont Waste CP	16	8	5.5		
	ML10389	1-1/2" X 16" 20GA S/J EO Cont Waste BR/Nut CP	16	7	5.5		
	ML10390	1-1/2" X 16" 20GA S/J EO Cont Waste BR/Nut RB	16	7	5.5		
	ML10391	1-1/2" X 16" 22GA D/C Center Outlet Cont Waste CP	16	8	8	5	2.25
	ML10396	1-1/2" X 13" 20GA D/C EO Disp Waste CP	13	7.5	5.5	13	
	ML10397	1-1/2" X 13" 17GA D/C EO Disp Waste CP	13	7.5	5.5	13	

Warranty

See warranty information for more details

MAINLINE® reserves the right to make product and material changes at any time without notice.

