

# One Piece CPVC Ball Valve

---

## Product Features

- 1/2" – 2"
- CTS Ends
- PTFE Seat
- EPDM "O"-Ring
- Test pressure to 225 PSI
- 150 PSI working pressure
- NSF Certified



✓ To Submit	Part No.	Size
	ML11628	1/2"
	ML11629	3/4"
	ML11630	1"
	ML11631	1 1/4"
	ML11632	1 1/2"
	ML11633	2"



### Warranty

See warranty information for more details

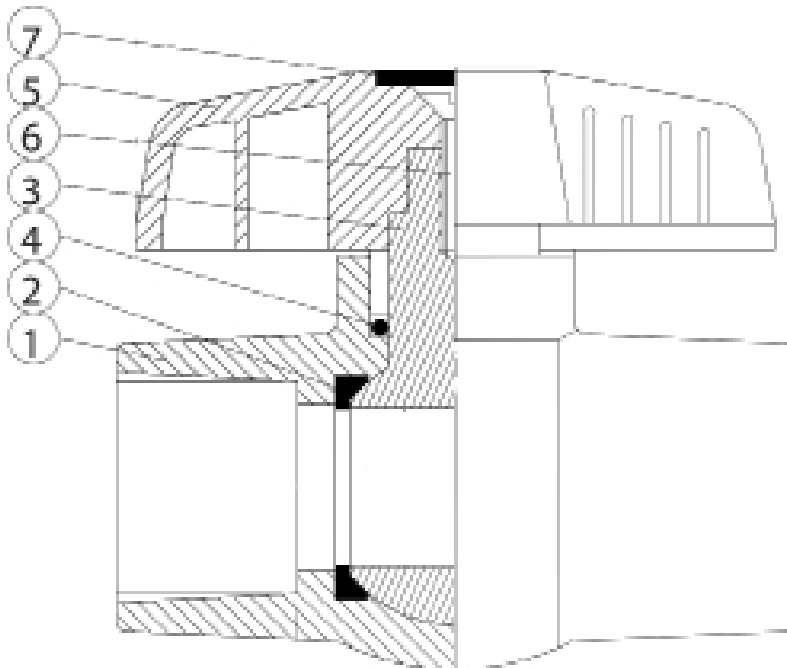
All dimensions listed are nominal. MAINLINE® reserves the right to make product and material changes at any time without notice.



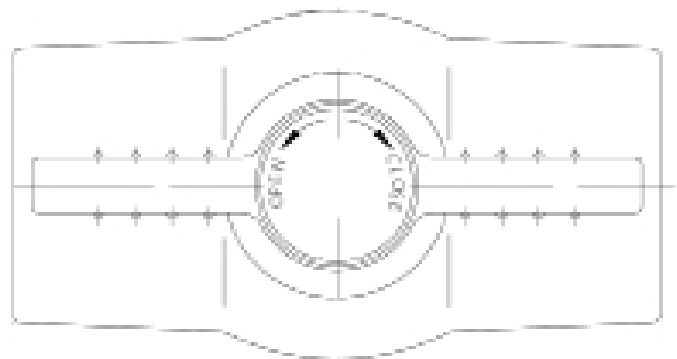
# One Piece CPVC Ball Valve

## Materials Specifications

No.	Part	Material	Qty
1	Body	CPVC	1
2	Seat	PTFE	2
3	Ball	CPVC	1
4	O-Ring	EPDM	1
5	Handle	ABS	1
6	Bolt	Zinc-Plated Steel	1
7	Cap	ABS	1



SIDE VIEW



TOP VIEW

### Warranty

See warranty information for more details

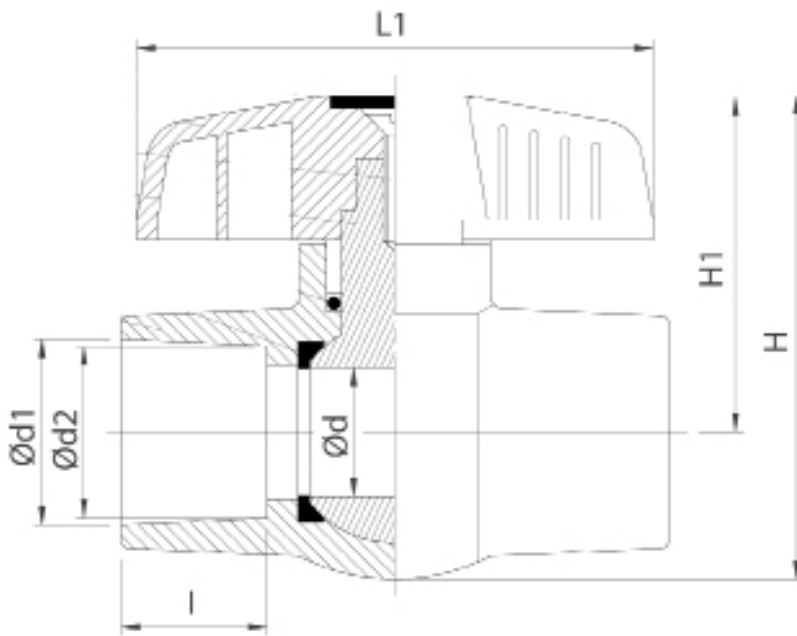
All dimensions listed are nominal. MAINLINE® reserves the right to make product and material changes at any time without notice.



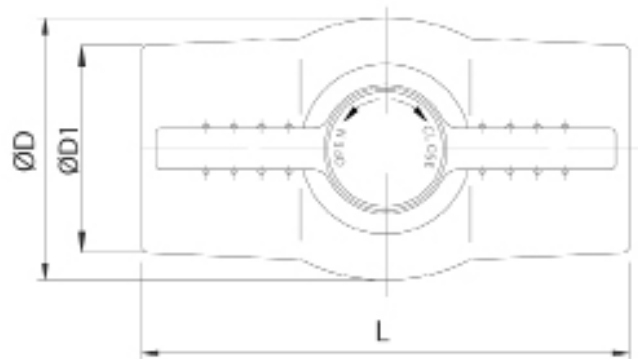
# One Piece CPVC Ball Valve

## Dimensions

Size.	Part No.	d2 (ANSI)	d1 (ANSI)	d (ANSI)	D1	L	L1	I	D	H1	H
1/2"	ML11628	0.62	0.66	0.49	0.94	2.68	2.36	0.50	1.26	1.34	1.93
3/4"	ML11629	0.87	0.88	0.79	1.18	3.27	2.76	0.70	1.56	1.69	2.48
1"	ML11630	1.12	1.14	1.02	1.50	3.74	3.46	0.90	2.05	2.13	3.11
1 1/4"	ML11631	1.39	0.98	0.98	1.77	4.17	3.94	1.11	2.24	2.56	3.66
1 1/2"	ML11632	1.64	1.62	1.18	2.13	4.49	3.94	1.26	2.48	2.64	3.86
2"	ML11633	2.13	2.13	1.42	2.58	5.69	4.29	1.69	3.11	3.07	4.53



SIDE VIEW



TOP VIEW

### Warranty

See warranty information for more details

All dimensions listed are nominal. MAINLINE® reserves the right to make product and material changes at any time without notice.

