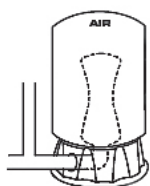




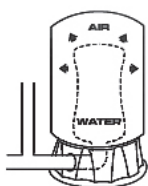
Premium Well Tanks

PRODUCT FEATURES

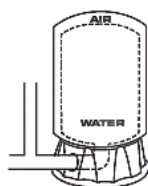
- Heavy-Gauge Steel Tank Construction
- Electrostatically Applied Polyester Paint
- Seamless, One-Piece Water Cell
- High Impact Composite Base
- Nickel-Plated Brass Threaded Air Valve
- 304 S/S Flange
- 100% Leak Tested
- Precharged PSI: 40



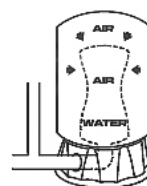
Water cell is empty - air in tank is fully expanded



Water is pumped into tank - air is compressed around the water cell.



Water is pumped into tank - air is compressed around the water cell.



Water is drawn from tank - air pressure around water cell provides water, as needed, until cell is empty and cycle repeats

PREMIUM FREESTANDING WELL TANKS

✓ To Submit	Part No.	Maximum Capacity	Diameter Inch	Height Inch	Connection Size	Drawdown in Gal.			Weight Lbs.	Maximum Operating PSI
		Gal.				20-40	30-50	40-60		
	ML11059	19	16	27.5	1" FIP	6.9	5.8	5	44	100
	ML11061	32	16	43	1" FIP	11.6	9.8	8.5	60	100
	ML11062	50	24	32.5	1 ¼" FIP	18.3	15.5	13.4	88	125
	ML11063	62	24	39.5	1 ¼" FIP	21.4	18.3	16	116	125
	ML11064	85	24	51	1 ¼" FIP	30	26	22	128	125
	ML11065	119	24	68	1 ¼" FIP	41.3	35.4	31	140	125

Warranty

See warranty information for more details

All dimensions listed are nominal. MAINLINE® reserves the right to make product and material changes at any time without notice.

