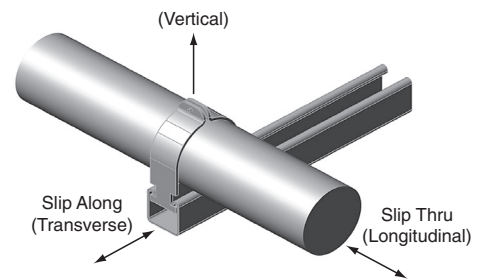
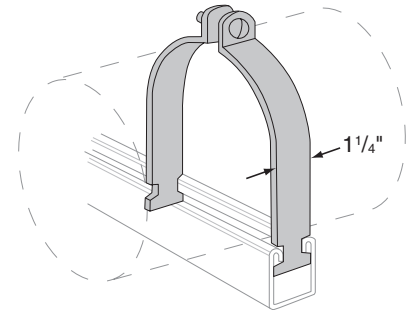


Strut Clamp – Pipe & Conduit SF Series

Product Features

- Size: Steel pipe sizes 1/2" through 10"
- Material: Carbon steel
- Finish: Electro-Galvanized
- Pipe clamps are designed to fit into the opening of 1 5/8" wide channel profiles
- Pre-Assembled Clamps
- 3-Way Clamp Loadings - vertical, transverse for slip along and longitudinal to resistance slip thru pipe loads.
- The 3-Way Loadings allows the clamp to secure pipe in place:
 - Channel supporting the pipe from below
 - Clamp suspending the pipe from the channel above
 - Clamps supporting horizontal pipe from wall mounted channel



Strut Clamp – Pipe & Conduit: Loads (LBS) • Weights (LBS) • Dimensions (IN)

Size	✓ To Submit	Part No.	O.D. Size	Design Loads (Safety Factor 3.0)			Std. Pkg.	Weight per 100 pcs
				Pullout	Slip Along	Slip Thru		
1/2"		ML37023	0.840	907	77	213	100	11
3/4"		ML37024	1.050	992	169	142	100	15
1"		ML37025	1.315	806	174	131	100	17
1 1/4"		ML37026	1.660	1,160	150	354	100	19
1 1/2"		ML37027	1.900	1,564	336	335	50	29
2"		ML37028	2.375	1,572	506	405	50	34
2 1/2"		ML37029	2.875	1,610	548	287	50	40
3"		ML37030	3.500	1,317	452	496	50	47
4"		ML37031	4.500	1,505	576	518	25	67
5"		ML37032	5.563	1,313	567	411	25	80
6"		ML37033	6.625	1,531	563	406	25	102
8"		ML37034	8.625	2,018	664	580	25	130
10"		ML37035	10.750	1,000	-	-	25	143

Warranty

See warranty information for more details

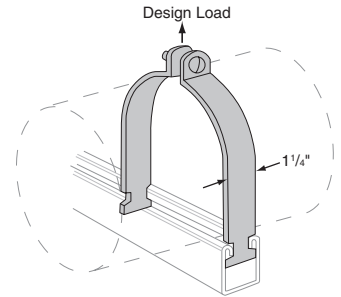
All dimensions listed are nominal. MAINLINE® reserves the right to make product and material changes at any time without notice.



Strut Clamp - Tube SF Series

Product Features

- Size: CU Tube: 1/2" through 6", electro-galvanized
CU Tube: 1/2" through 4", copper plated
Steel Tube: 2 1/4" thru 8 1/4"
- Material: Carbon steel
- Finish: Electro-Galvanized and Copper Plated option (1/2" thru 4" CU Tube sizes).
- Tubing clamps are designed to fit into the opening of 1 5/8" wide channel profiles.
- Pre-Assembled Clamps
- Clamp can secure the pipe in place:
 - Channel supporting the pipe from below
 - Clamp suspending the pipe from the channel above



Strut Clamp - Tube: Loads (LBS) • Weights (LBS) • Dimensions (IN)

O.D. Size	✓ To Submit	Part No. Galv.	Part No. Copper Plated	✓ To Submit	Tube Size	Load Rating	Weight per 100 pcs
5/8"		ML37036	ML37053		* 1/2	400	10
7/8"		ML37037	ML37054		* 3/4	400	12
1 1/8"		ML37038	ML37055		* 1	600	15
1 3/8"		ML37039	ML37056		* 1 1/4	600	17
1 5/8"		ML37040	ML37057		* 1 1/2	600	19
2 1/8"		ML37041	ML37058		* 2	800	32
2 3/8"		ML37042	ML37059		2 1/4	800	34
2 5/8"		ML37043	ML37060		* 2 1/2	800	37
3 1/8"		ML37044	ML37061		* 3	800	43
3 3/8"		ML37045	ML37062		3 1/4	800	46
4 1/8"		ML37046	ML37063		* 4	1,000	62
4 3/8"		ML37047	-		4 1/4	1,000	66
5 1/8"		ML37048	-		* 5	1,000	76
5 3/8"		ML37049	-		5 1/4	1,000	78
6 1/8"		ML37050	-		* 6	1,000	96
6 3/8"		ML37051	-		6 1/4	1,000	99
8 3/8"		ML37052	-		8 1/4	1,000	128

* 1/2" - 6" Nominal CU Wtr Tube Sizes

Warranty

See warranty information for more details

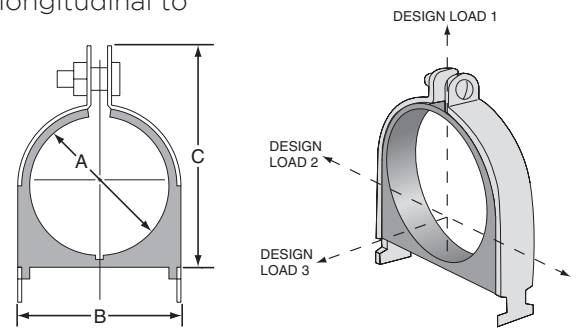
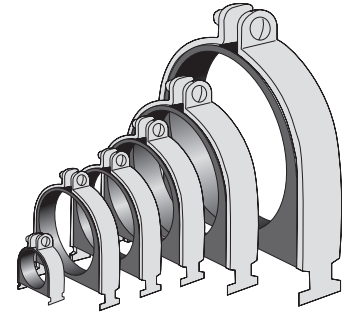
All dimensions listed are nominal. MAINLINE® reserves the right to make product and material changes at any time without notice.



Strut Cushion Clamp SF Series

Product Features

- Size: CU Tube: 1/4" through 4"
- Material: Carbon steel clamp, Cushion: dupont Hytel, Locknut with nylon Insert
- Finish: Electro-Galvanized (varies by sizes: furnished in silver or gold)
- Service temperature: -65°F to 275° F
- Cushion clamps are designed to fit into the opening of 1 5/8" wide channel profiles
- Pre-Assembled Clamps
- 3-Way Clamp Loadings - vertical, transverse for slip along and longitudinal to resistance slip thru pipe loads.
- The 3-Way Loadings allows the clamp to secure pipe in place:
 - Channel supporting the pipe from below
 - Clamp suspending the pipe from the channel above
 - Clamps supporting horizontal pipe from wall mounted channel



Strut Cushion Clamp - Tube Series: Loads (LBS) • Weights (LBS) • Dimensions (IN)

O.D. Size	✓ To Submit	Part No. Galv.	A	B	C	Design Load 1	Design Load 2	Design Load 3	Std. Pkg.	Weight per 100 pcs
3/8"		ML37064	0.34	0.85	1.16	400	50	50	25	11
1/2"		ML37065	0.53	0.97	1.37	400	50	50	25	13
5/8"		ML37066	0.60	1.05	1.54	400	50	50	25	14
7/8"		ML37067	0.81	1.30	1.89	600	75	75	25	15
1 1/8"		ML37068	1.08	1.52	2.14	600	75	75	25	18
1 3/8"		ML37069	1.31	1.80	2.31	600	75	75	10	20
1 5/8"		ML37070	1.65	2.10	2.63	600	75	75	10	35
2 1/8"		ML37071	2.05	2.71	3.31	800	125	125	10	46
2 3/8"		ML37072	2.28	2.98	3.63	800	125	125	10	47
2 5/8"		ML37073	2.51	3.17	3.90	800	125	125	10	51
3 1/8"		ML37074	3.01	3.66	4.43	800	125	125	5	60
4 1/8"		ML37075	4.02	4.85	5.68	1000	200	150	5	94

Warranty

See warranty information for more details

All dimensions listed are nominal. MAINLINE® reserves the right to make product and material changes at any time without notice.



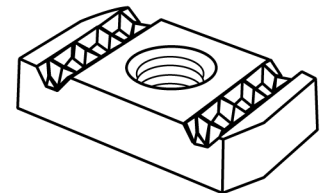
Strut Nut SF Series

Product Features

- Size Range: 3/8" and 1/2"
- Material: Case hardened mild steel bar
- Finish: Electro-Galvanized
- Specially formed teeth in the parallel channel recesses for gripping the returned lips of the strut channel.
- Positive locking of the channel to the strut fittings are assured by the shearing action of the teeth.

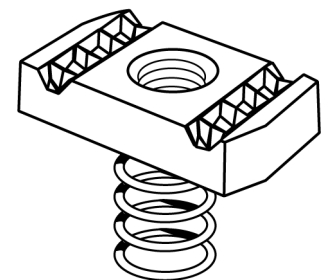
Strut Nut without Spring: Weights (LBS) • Dimensions (IN)

Size	Thread	Thickness	✓ To Submit	Part No.	Weight per 100 pcs	Channel Size
3/8"	16	3/8		ML37078	9	All 1 5/8" Wide Channel
1/2"	13	1/2		ML37079	9	All 1 5/8" Wide Channel



Strut Nut - Regular Spring: Weights (LBS) • Dimensions (IN)

Size	Thread	Thickness	✓ To Submit	Part No.	Weight per 100 pcs	Channel Size
3/8"	16	3/8		ML37076	10	Channel Depth 1 3/8" or 1 5/8"
1/2"	13	1/2		ML37077	13	Channel Depth 1 3/8" or 1 5/8"



1/2" Strut Nut: Load Data (LBS) • Torque (FT-LBS)

Resistance to Slip	Pull Out Strength	Torque Value
12 Gauge - 1,400#	12 Gauge - 2,000#	50
14 Gauge - 1,100#	14 Gauge - 1,140#	50
15 Gauge - 1,100#	15 Gauge - 1,100#	50

Warranty

See warranty information for more details

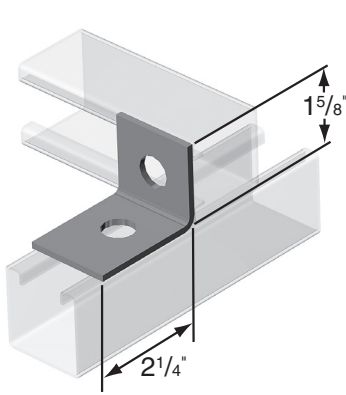
All dimensions listed are nominal. MAINLINE® reserves the right to make product and material changes at any time without notice.



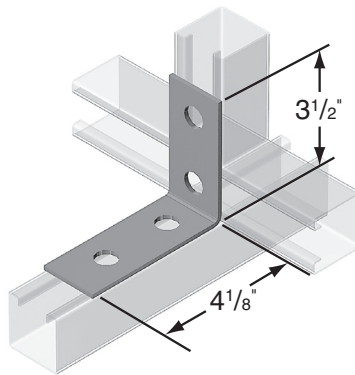
Corner Angle SF Series

Product Features

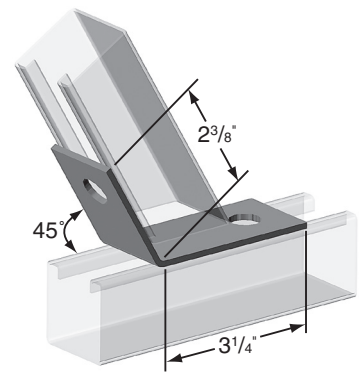
- Type: Two hole, four hole, open angle
- Material: Carbon steel
- Finish: Electro-Galvanized or Green Powdered Coated
- Fittings are designed to fit with all 1⁵/₈" wide channels
- Fitting thickness - 1/4"
- Hole diameter - 9/16"
- Hole spacing - 1³/₁₆" from end, 1⁷/₈" on centers



Corner Angle - Two Hole
Finish: EG, GRN



Corner Angle - Four Hole
Finish: EG



**Open Angle Connector
Two Hole**
Finish: EG

Corner Angle: Weights (LBS)

Description	✓ To Submit	Part No. Galv.	Part No. Green	✓ To Submit	Weight per 100 pcs
Corner Angle - Two Hole		ML37082	ML37083		38
Corner Angle - Four Hole		ML37081	-		78
Open Angle Connector, 45°, Two Hole		ML37080	-		58

Warranty

See warranty information for more details

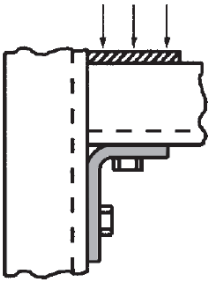
All dimensions listed are nominal. MAINLINE® reserves the right to make product and material changes at any time without notice.



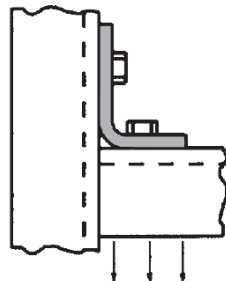
Corner Angle: Design Load Data

(For typical channel-fitting connections when USED IN PAIRS, i.e. fitting at each end of beam.)

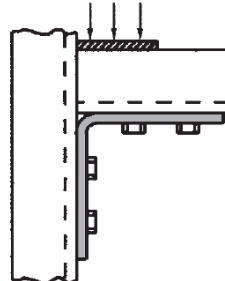
90° Fitting



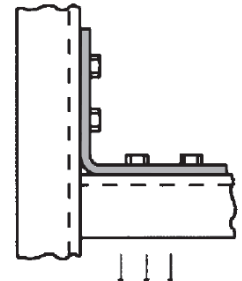
90° Fitting



90° Fitting



90° Fitting



Channel Thickness

	12 ga. (2.6)	14 ga. (1.9)	16 ga. (1.5)
Lbs.	1500	1000	750
kN	(6.67)	(4.45)	(3.34)

Channel Thickness

	12 ga. (2.6)	14 ga. (1.9)	16 ga. (1.5)
Lbs.	1000	650	500
kN	(4.45)	(2.89)	(2.22)

Channel Thickness

	12 ga. (2.6)	14 ga. (1.9)	16 ga. (1.5)
Lbs.	2500	2000	1500
kN	(11.12)	(8.90)	(6.67)

Channel Thickness

	12 ga. (2.6)	14 ga. (1.9)	16 ga. (1.5)
Lbs.	2000	1650	1250
kN	(8.90)	(7.34)	(5.56)

**Design load data includes a safety factor of 2.5
(safety factor = ratio of ultimate load to design load)**

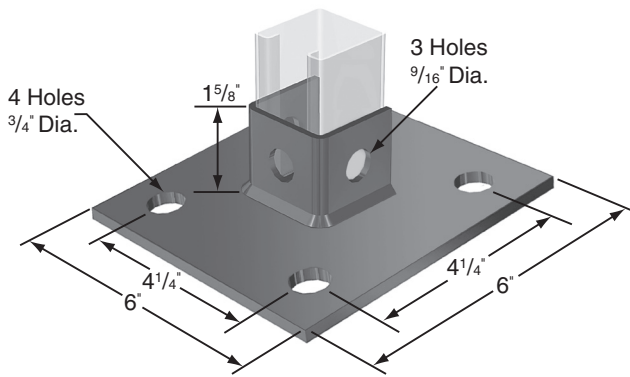
All dimensions listed are nominal. MAINLINE® reserves the right to make product and material changes at any time without notice.



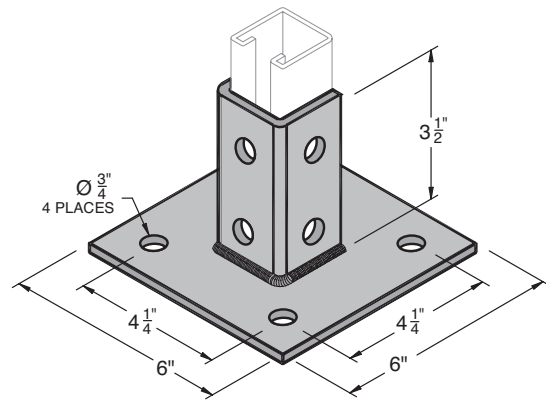
Strut Fitting & Accessories SF Series

Product Features

- Type: Post base square - one hole and two hole
- Material: Carbon steel
- Finish: Electro-Galvanized
- Post bases used with 12 or 14 gauge strut ($1\frac{5}{8}'' \times 1\frac{5}{8}''$)



Post Base Square - One Hole



Post Base Square - Two Hole

Strut Fitting and Accessories: Weights (LBS)

Description	✓ To Submit	Part No. Galv.	Weight per 100 pcs
Post Base Square - One Hole		ML37084	314
Post Base Square - Two Hole		ML37085	373

Warranty

See warranty information for more details

All dimensions listed are nominal. MAINLINE® reserves the right to make product and material changes at any time without notice.

